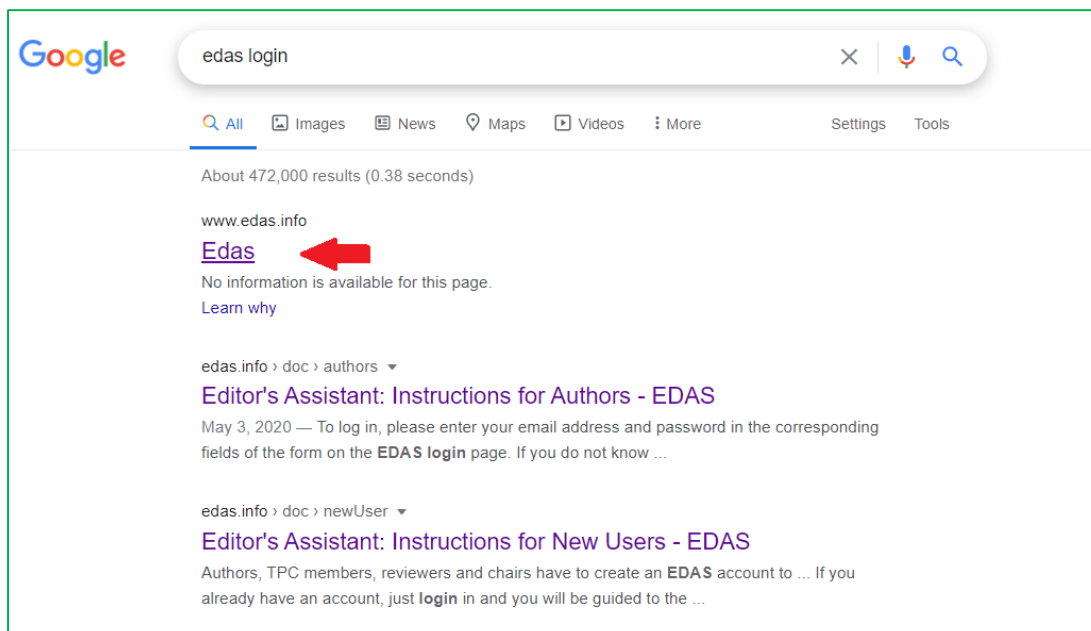


I. New account registration

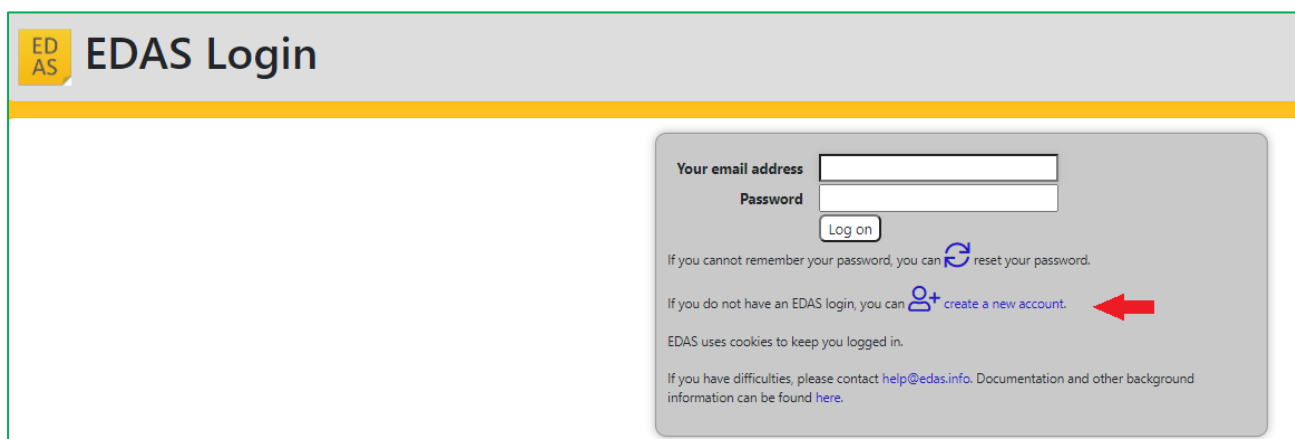
If you do not have an EDAS account, please create the account by following the steps below.

1. Access “EDAS info”

<https://www.edas.info/>



2. Click “create a new account”



3. Fill your information

Create new account

Create a new EDAS account:

i Only the fields marked with a red star are required. You may skip all other input fields.

Name

*Title -- choose salutation --

First name (please spell out, i.e., Jane instead of J.)

Middle initial, if any

*Last name (mixed case, i.e., Smith instead of SMITH)

Suffix, such as Jr. or III

Affiliation

*Status (for statistics and registration options) -- invalid --

*Current affiliation (e.g., University of Testing) or none - do NOT include street address or country

Additional affiliation (e.g., XYZ Company)

Country of second affiliation, if different (rarely used) --

Job title (e.g., Associate Professor, Senior Wizard, Research assistant)

Department

Mailing address

Room

Street address

P.O. box

City

If US or Australia, state; if Canada, province

If outside Australia, Canada or US, province or region

Postal (zip) code, if applicable

*Country (of current residence or affiliation) Japan

Country of citizenship (optional) -- not specified --

VAT or other tax identifier, for receipts

Preferred time zone for deadlines Asia: Japan

Brief biography (optional)

4. Click "Add this person"

Miscellaneous

Dietary constraints (for conferences and TPC meetings)

Special needs

Other special needs

Shirt size not specified

Statistical information

Sex (for statistics) male

Reason for needing an EDAS account

I consent to the EDAS privacy policies

Add this person

* denotes required field

5. Make sure it is not a duplicate registration and click "add this person".

Create new account

i The following EDAS users with similar names exist already. Please use one of the existing entries if it is the same person. If not, check the 'This is not a duplicate' box at the bottom of the list. Do not create a new entry if the person is now at a different institution or has a different email address; rather, ask the individual to update his or her EDAS record.

| EDAS ID | Name (show) | Affiliation | Email (partial) |
|---------|-------------|-------------|-----------------|
| | | | |
| | | | |
| | | | |

This is not a duplicate

Add this person

4. If you succeed in creating a new account, you will receive an e-mail from EDAS for setting up an initial password. Please set the initial password by following the URL described in the e-mail.

差出人 help@edas.info ☆
件名 [not specified] Setting up your EDAS account password
宛先 [redacted] ★


Dear [redacted]:

An EDAS publication management account has been created for you for one of the following reasons:

- you are a co-author of a paper;
- you are a technical program committee member;
- you will be asked to review a paper;
- you will be asked to chair a session.

The account was created for not specified by yourself with the information:
Chuo University
Japan

Your EDAS user name is [redacted], your EDAS ID number [redacted].

Your initial password can be set at
[https://www.edas.info/\[redacted\]](https://www.edas.info/[redacted]) 

You can log in at <https://edas.info>

Your EDAS account can be used for all EDAS-managed conferences and journals. You should not create a new account for each conference.

Regards,
The EDAS manager help@edas.info

* *Details: New User Registration*

<https://edas.info/doc/newUser.html>